



On the following pages there are some images provided by photographer Sarmita Majumdar.



They are quite challenging and will require you to think carefully before writing. Try to think broadly and construct a story around the image. Choose one that you find easier first, and then, if you are confident, pick a picture that initially seems to be a difficult topic.

Remember, take your time and think about why someone else would want to read your story. It must be interesting!

Refer to the sheets on the home page for guidance. Then, write about this picture.



Refer to the sheets on the home page for guidance. Then, write about this picture.






Refer to the sheets on the home page for guidance. Then, write about this picture.



Refer to the sheets on the home page for guidance. Then, write about this picture.



Refer to the sheets on the home page for guidance. Then, write about this picture.




Refer to the sheets on the home page for guidance. Then, write about this picture.




Refer to the sheets on the home page for guidance. Then, write about this picture.





Refer to the sheets on the home page for guidance. Then, write about this picture.





Refer to the sheets on the home page for guidance. Then, write about this picture.